

17 January 2019 / Number 2

Surveillance System in Tokyo, Japan

The infectious diseases which all physicians must report

All physicians must report to health centers the incidence of the diseases which are shown at page one. Health centers electronically report the individual cases to Tokyo Metropolitan Infectious Disease Surveillance Center.

The infectious diseases required to be reported by the sentinels

The numbers of patients who visit the sentinel clinics or hospitals during a week are reported to health centers in Tokyo. And they electronically report the numbers to Tokyo Metropolitan Infectious Disease Surveillance Center. We have about 500 sentinel clinics and hospitals in Tokyo.

Tokyo Metropolitan Institute of Public Health

TEL:81-3-3363-3213 FAX:81-3-5332-7365

e-mail:www@tokyo-eiken.go.jp

URL:idsc.tokyo-eiken.go.jp/

Number of patients with the diseases which all physicians must report

Category	Diseases	Tokyo					Japan	
		51st	52nd	1st	2nd	Cum 2019	2nd	Cum 2019
I	Ebola hemorrhagic fever							
	Crimean-Congo hemorrhagic fever							
	Smallpox							
	South American hemorrhagic fever							
	Plague							
	Marburg disease							
	Lassa fever							
II	Acute poliomyelitis							
	Tuberculosis	49	78	10	46	56	315	399
	Diphtheria							
	Severe Acute Respiratory Syndrome(SARS)							
	Middle East Respiratory Syndrome (MERS)							
	Avian influenza H5N1							
	Avian influenza H7N9							
III	Cholera							
	Shigellosis	2			1	1		2
	Enterohemorrhagic Escherichia coli infection		4		5	5	35	45
	Typhoid fever							1
	Paratyphoid fever							
IV	Hepatitis E	1	1		4	4	10	12
	West Nile fever							
	Hepatitis A	3		1	2	3	24	30
	Echinococcosis							
	Yellow fever							
	Psittacosis						1	1
	Omsk hemorrhagic fever							
	Relapsing fever							
	Kyasanur forest disease							
	Q fever							
	Rabies							
	Coccidioidomycosis							
	Monkeypox							
	Zika virus infection							
	Severe Fever with Thrombocytopenia Syndrome							
	Hemorrhagic fever with renal syndrome							
	Western equine encephalitis							
	Tick-borne encephalitis							
	Anthrax							
	Chikungunya fever							
	Scrub typhus(Tsutsugamushi disease)		3				8	16
	Dengue fever			1	4	5	12	15
	Eastern equine encephalitis							
	Avian influenza (excluding H5N1 and H7N9)							
	Nipah virus infection							
	Japanese spotted fever							
	Japanese encephalitis							
	Hantavirus pulmonary syndrome							
	Herpes B virus infection							
	Glanders							
	Brucellosis							
	Venezuelan equine encephalitis							
	Hendra virus infection							
	Epidemic typhus							
Botulism								
Malaria	1		1		1		2	
Tularemia								
Lyme disease								
Lyssavirus infection(excluding rabies)								
Rift valley fever								
Melioidosis								
Legionellosis	6	5	3	2	5	24	45	
Leptospirosis								
Rocky mountain spotted fever								

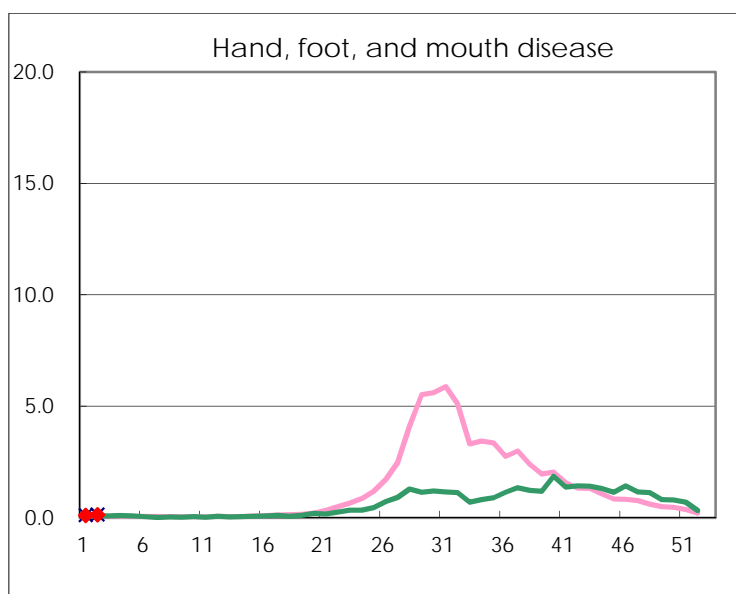
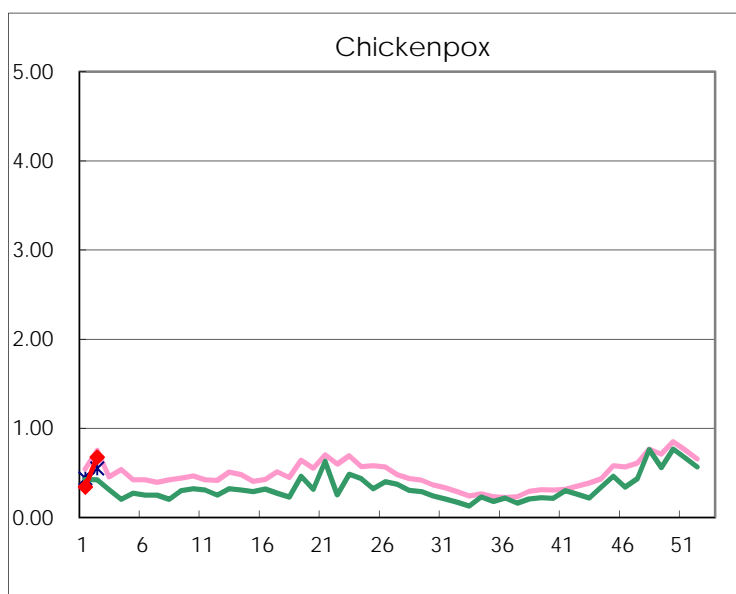
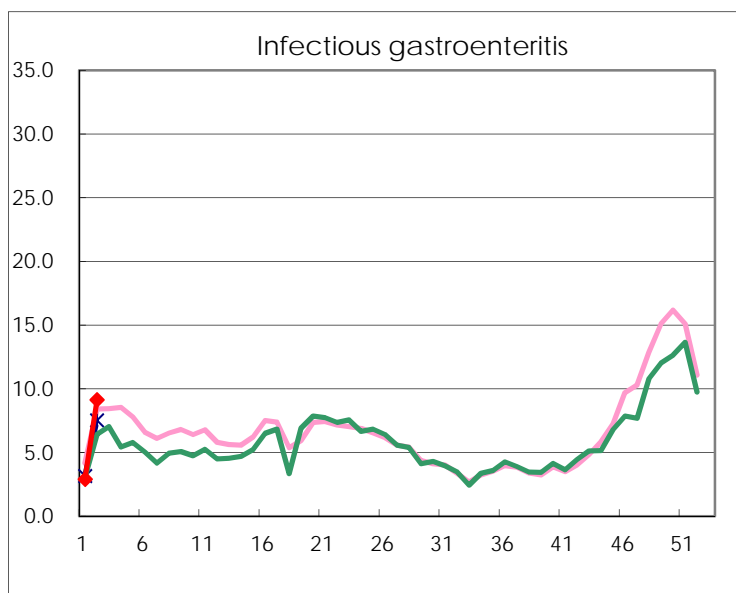
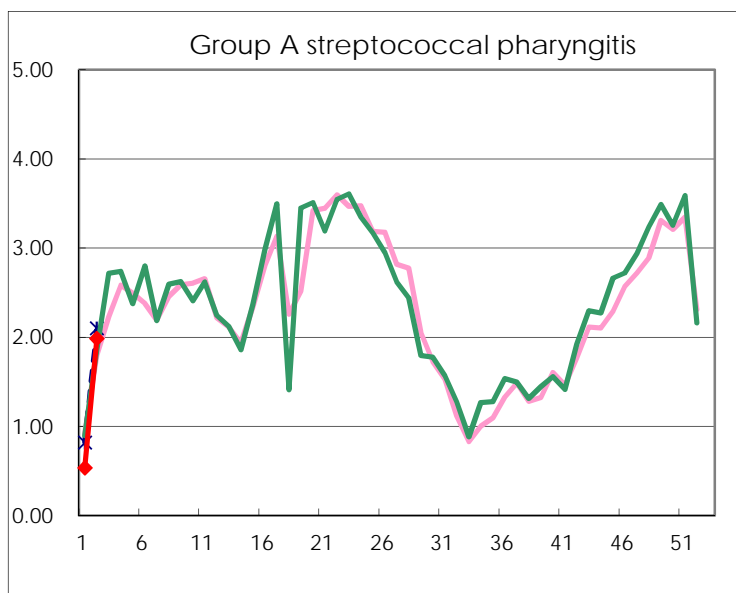
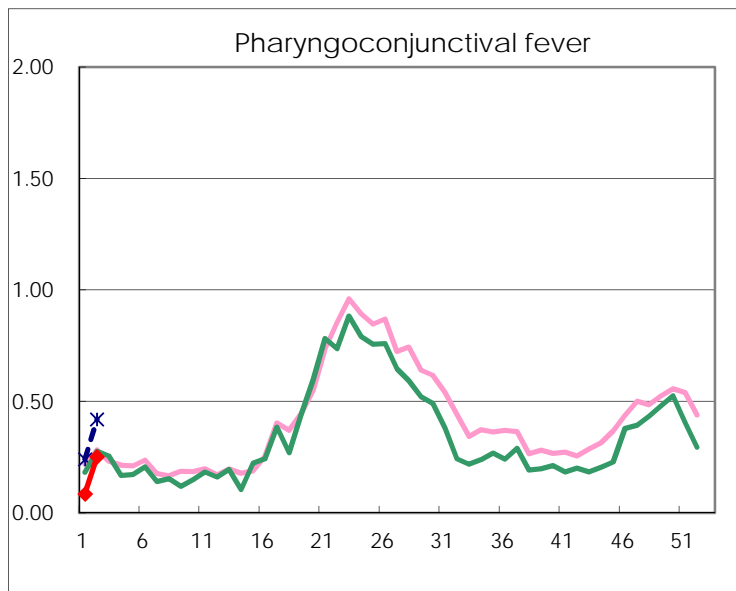
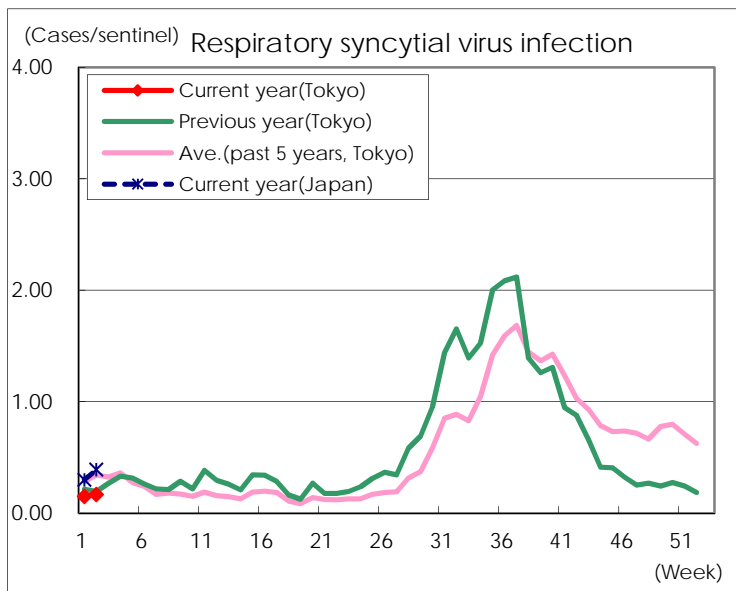
Category	Diseases	Tokyo				Japan		
		51st	52nd	1st	2nd	Cum 2019	2nd	Cum 2019
V	Amebiasis	8			3	3	11	16
	Viral hepatitis(excluding hepatitis A and E)		1		1	1	1	3
	CRE infection	8	6	4	4	8	30	47
	Acute Flaccid Paralysis (excluding Acute poliomyelitis)						3	3
	Acute encephalitis(excluding JE and WNE)		3		5	5	14	27
	Cryptosporidiosis							
	Creutzfeldt-Jakob disease						3	3
	Severe invasive streptococcal infections(TSLs)	2	1	1	4	5	15	23
	Acquired immunodeficiency syndrome (AIDS)	12	11	1	4	5	3	8
	Giardiasis							
	Invasive <i>Haemophilus influenzae</i> disease	2		1	6	7	9	23
	Invasive meningococcal disease						1	3
	Invasive pneumococcal disease	8	13	6	17	23	80	149
	Varicella (limited to hospitalized case)	1	4					6
	Congenital rubella syndrome							
	Syphilis	30	35	9	34	43	58	86
	Disseminated cryptococcosis							2
	Tetanus						1	1
	Vancomycin-resistant <i>S. aureus</i> infection							
	Vancomycin-resistant <i>Enterococcus</i> infection	1					1	1
	Pertussis	79	72	9	39	48	239	327
Rubella	26	22	11	31	42	92	139	
Measles	1	1	3	2	5	38	46	
MDRA infection								

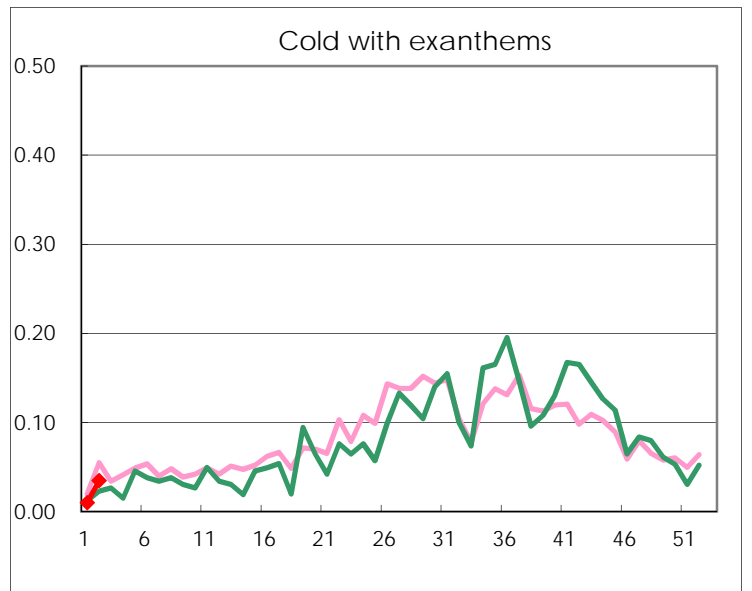
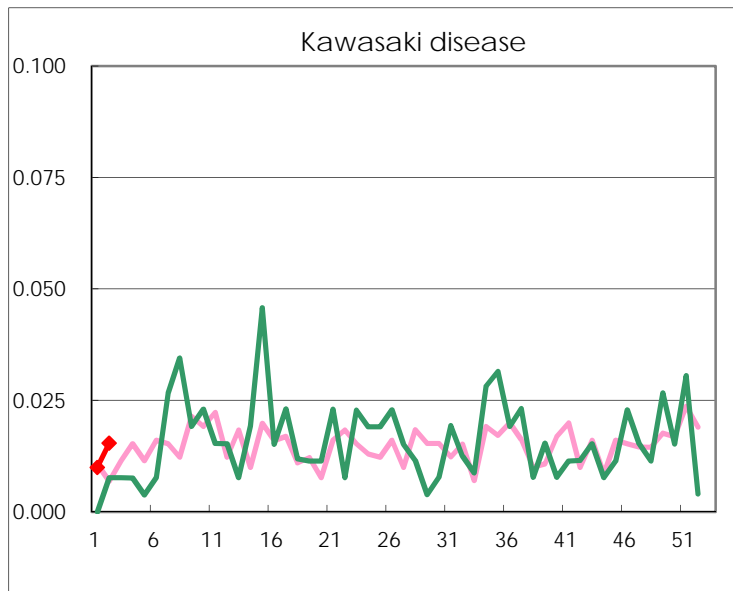
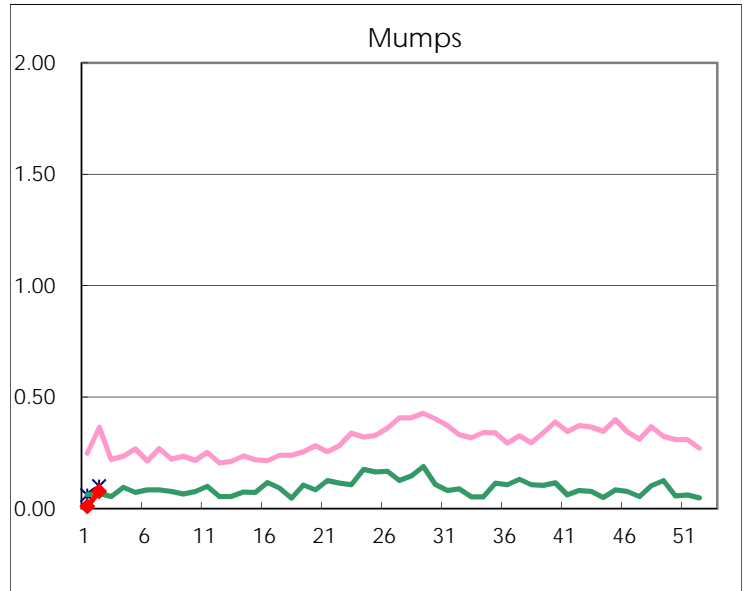
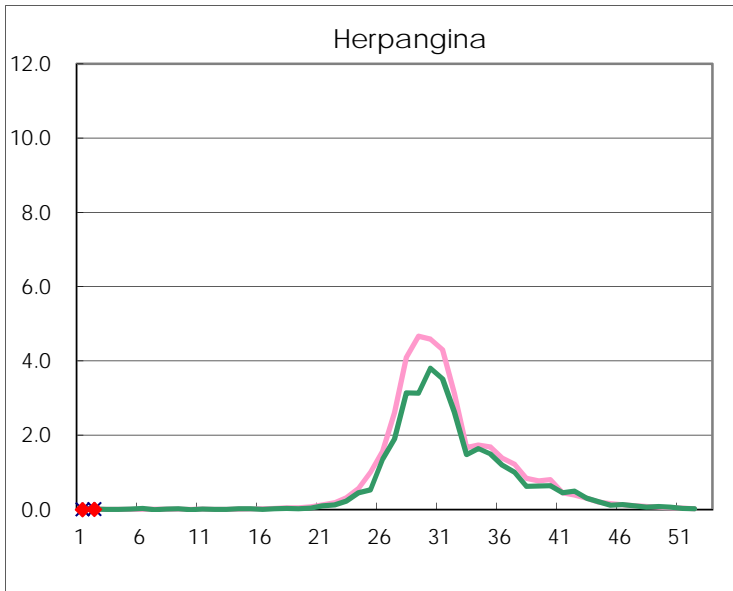
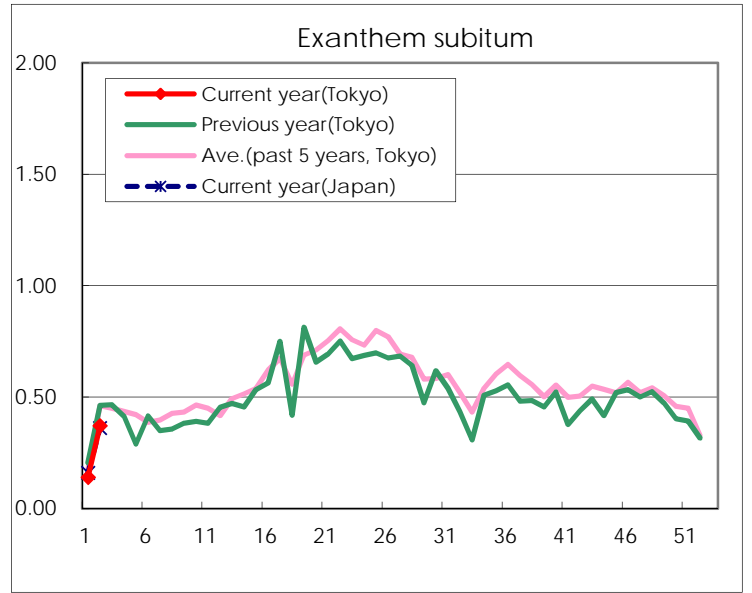
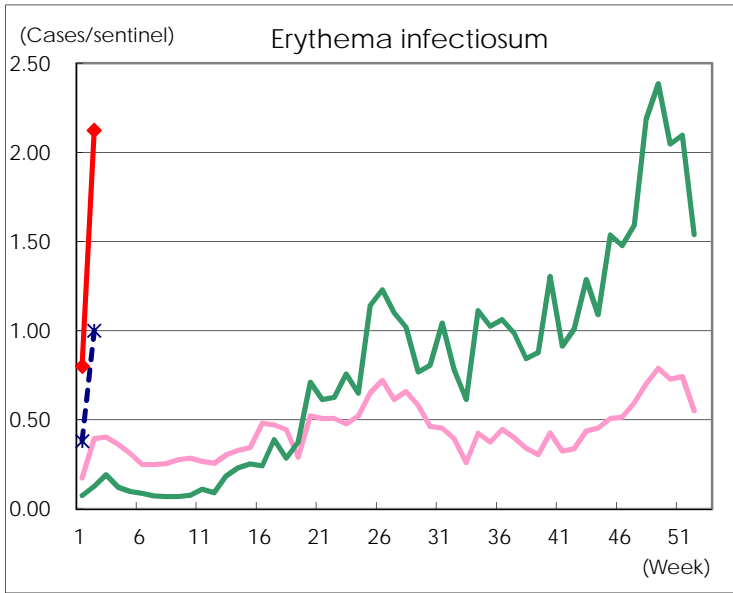
Number of patients with the diseases to be reported
by the designated clinics and hospitals

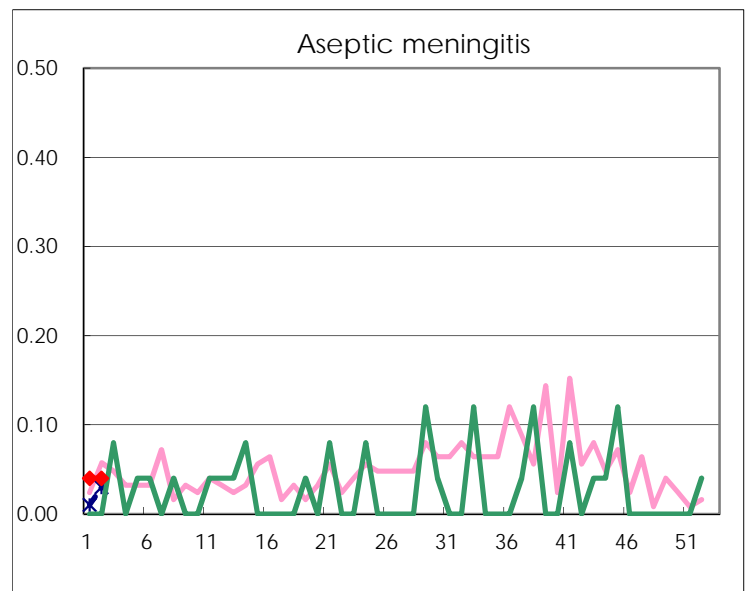
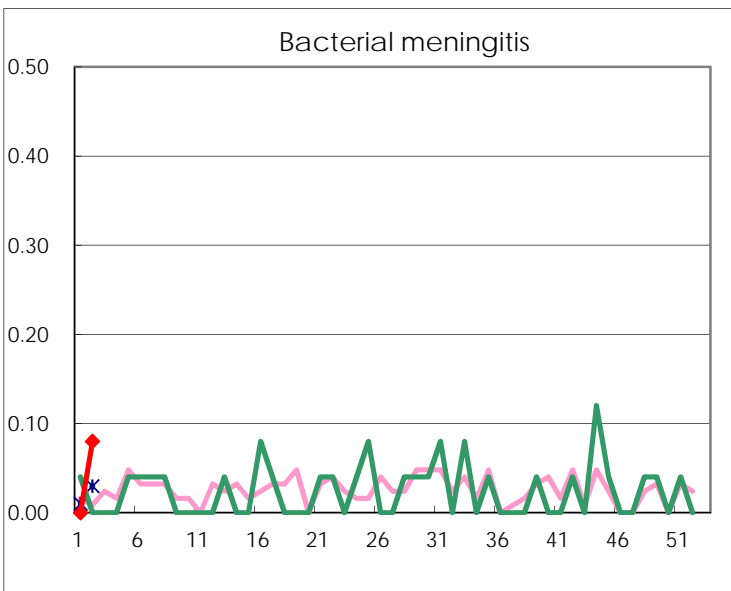
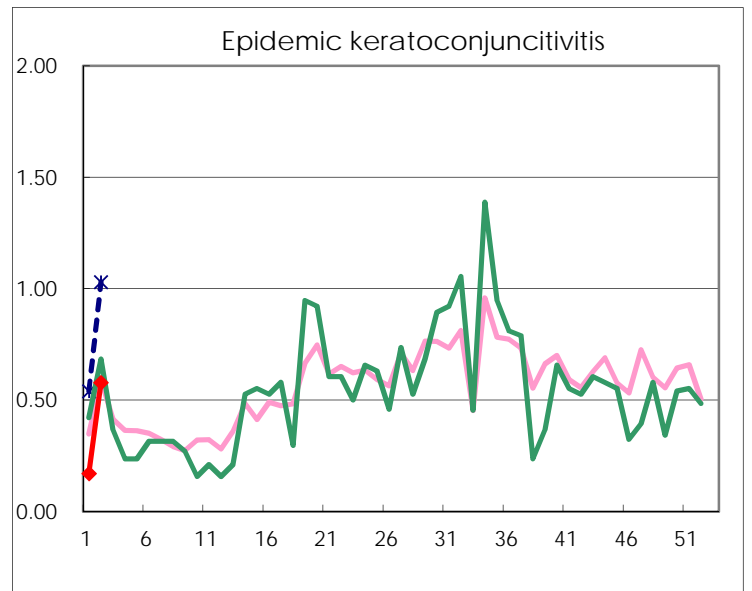
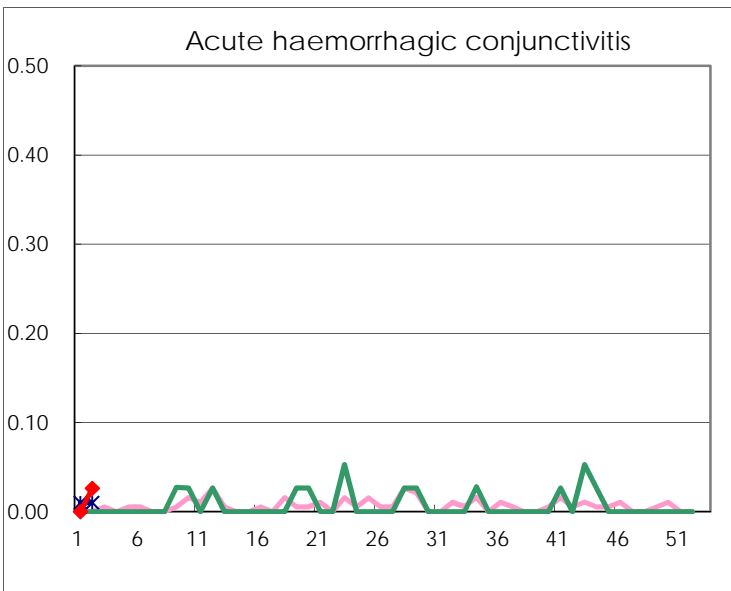
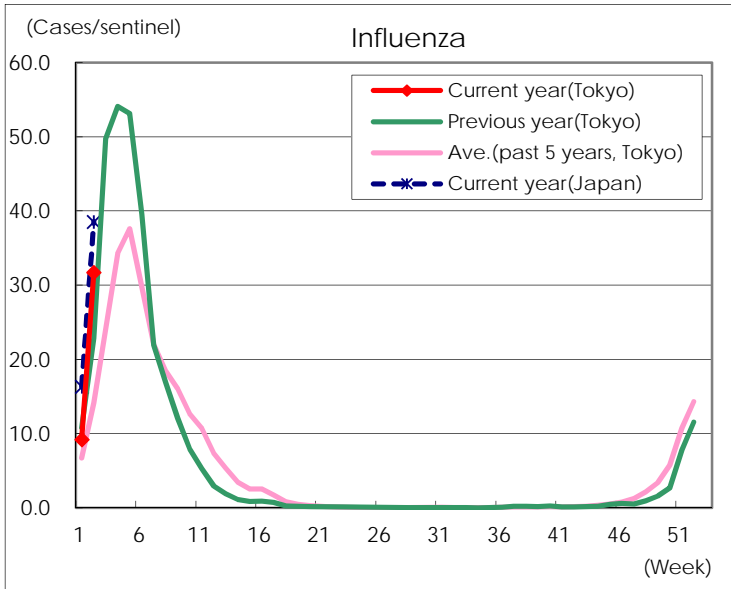
Diseases	Tokyo				
	51st	52nd	1st	2nd	/sentinel
Respiratory syncytial virus infection	64	46	30	43	0.17
Pharyngoconjunctival fever	106	73	17	65	0.25
Group A streptococcal pharyngitis	940	538	107	514	1.98
Infectious gastroenteritis	3,573	2,428	580	2,361	9.12
Chickenpox	175	141	68	175	0.68
Hand, foot, and mouth disease	181	82	21	32	0.12
Erythema infectiosum	549	383	160	550	2.12
Exanthem subitum	103	79	28	96	0.37
Herpangina	8	5		3	0.01
Mumps	16	12	2	20	0.08
Kawasaki disease	8	1	2	4	0.02
Cold with exanthems	8	13	2	9	0.03
Influenza	3,233	4,545	3,156	13,064	31.71
Acute hemorrhagic conjunctivitis				1	0.03
Epidemic keratoconjunctivitis	21	16	6	22	0.58
Bacterial meningitis	1			2	0.08
Aseptic meningitis		1	1	1	0.04
<i>Mycoplasma pneumoniae</i>	17	6	4	4	0.16
Chlamydial pneumonia (excluding psittacosis)	1				
Infectious gastroenteritis (only by Rotavirus)	2		2	2	0.08
Influenza-Associated Hospitalizations	20	37	69	162	6.48

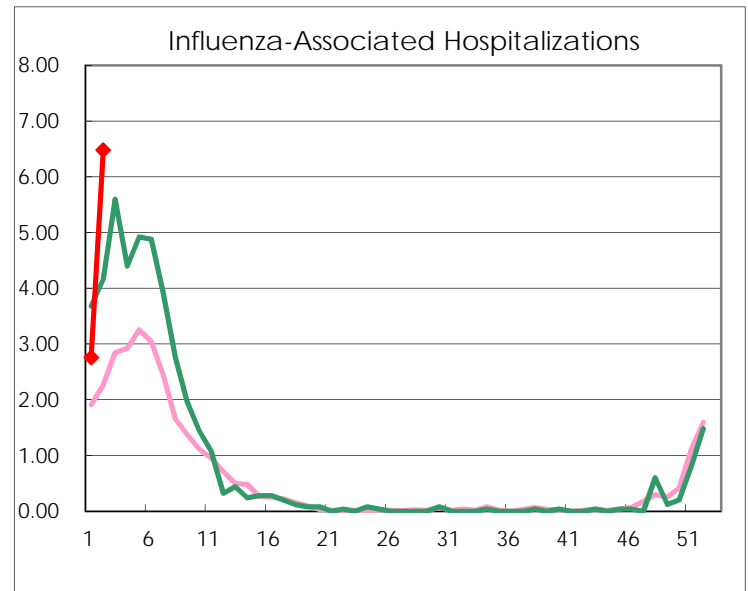
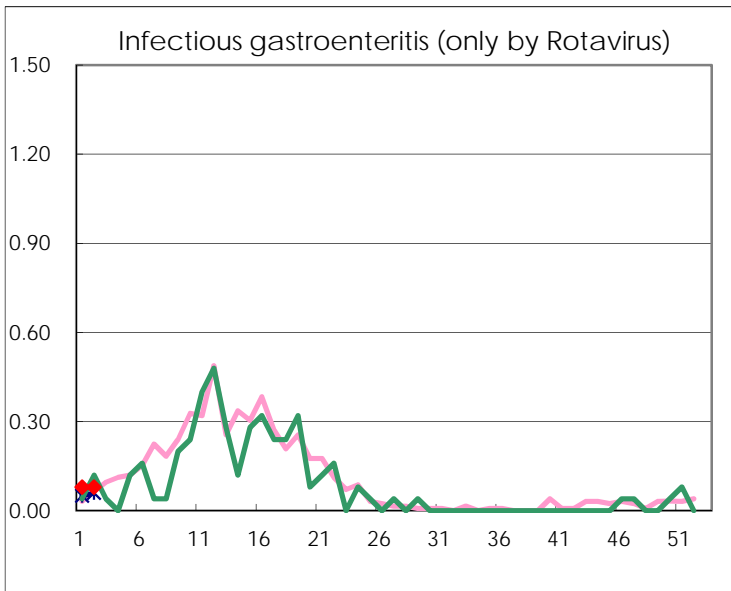
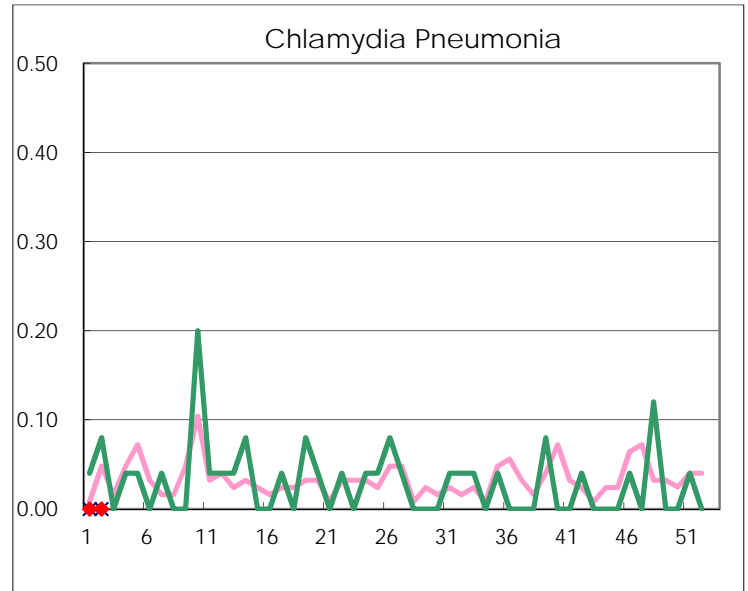
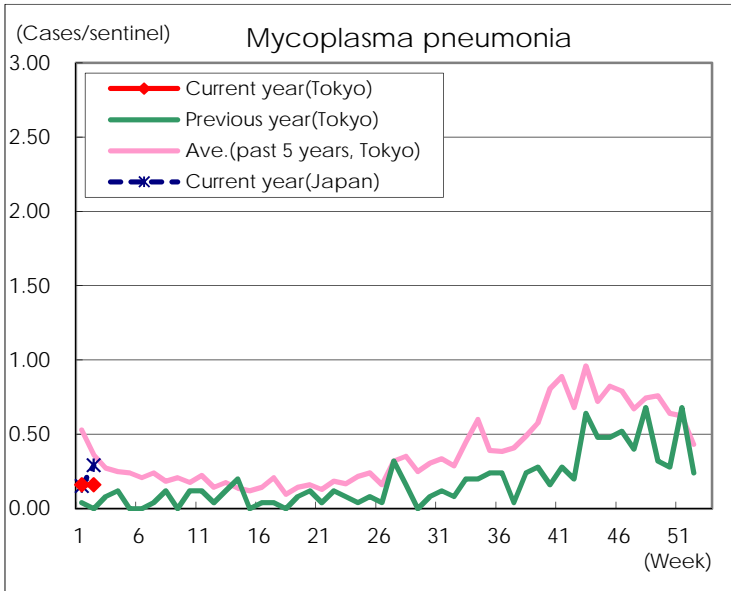
(Blank means 0.)

Disease Trend Graph (weekly reported cases per sentinel in comparison)









Number of sentinel facilities for weekly reporting		
Types of sentinels	Number of sentinels	Sentinels having reported
Pediatric	264	259
Influenza	419	412
Ophthalmic	39	38
Specially-designated	25	25