

---

INFECTIOUS DISEASES WEEKLY REPORT

# TOKYO iDWR

Tokyo Metropolitan Infectious Disease Surveillance Center

**20 February 2025 / Number 7**  
**( 2/10 ~ 2/16 )**

## Surveillance System in Tokyo, Japan

The infectious diseases which all physicians must report  
All physicians must report to health centers the incidence of the diseases which are shown at page one. Health centers electronically report the individual cases to Tokyo Metropolitan Infectious Disease Surveillance Center.

The infectious diseases required to be reported by the sentinels  
The numbers of patients who visit the sentinel clinics or hospitals during a week are reported to health centers in Tokyo. And they electronically report the numbers to Tokyo Metropolitan Infectious Disease Surveillance Center. We have about 500 sentinel clinics and hospitals in Tokyo.

Tokyo Metropolitan Institute of Public Health

TEL:81-3-3363-3213 FAX:81-3-5332-7365

e-mail:tmiph@section.metro.tokyo.jp

URL:idsc.tmiph.metro.tokyo.lg.jp/

---

Number of patients with the diseases which all physicians must report

Category	Diseases	Tokyo				
		4th	5th	6th	7th	Cum 2024
I	Ebola hemorrhagic fever					
	Crimean-Congo hemorrhagic fever					
	Smallpox					
	South American hemorrhagic fever					
	Plague					
	Marburg disease					
	Lassa fever					
II	Acute poliomyelitis					
	Tuberculosis	34	39	35	41	225
	Diphtheria					
	Severe Acute Respiratory Syndrome(SARS)					
	Middle East Respiratory Syndrome (MERS)					
	Avian influenza H5N1					
III	Avian influenza H7N9					
	Cholera					
	Shigellosis			1		1
	Enterohemorrhagic Escherichia coli infection	1	1		3	13
	Typhoid fever				1	1
IV	Paratyphoid fever					
	Hepatitis E	4	4	1	2	13
	West Nile fever					
	Hepatitis A	1				2
	Echinococcosis					1
	Mpox					
	Yellow fever					
	Psittacosis					
	Omsk hemorrhagic fever					
	Relapsing fever					
	Kyasanur forest disease					
	Q fever					
	Rabies					
	Coccidioidomycosis					
	Zika virus infection					
	Severe Fever with Thrombocytopenia Syndrome					
	Hemorrhagic fever with renal syndrome					
	Western equine encephalitis					
	Tick-borne encephalitis					
	Anthrax					
	Chikungunya fever					
	Scrub typhus(Tsutsugamushi disease)	1	1			3
	Dengue fever		1	1	3	8
	Eastern equine encephalitis					
	Avian influenza (excluding H5N1 and H7N9)					
	Nipah virus infection					
	Japanese spotted fever					
	Japanese encephalitis					
	Hantavirus pulmonary syndrome					
	Herpes B virus infection					
	Glanders					
	Brucellosis					
	Venezuelan equine encephalitis					
	Hendra virus infection					
Epidemic typhus						
Botulism						
Malaria					2	
Tularemia						
Lyme disease						
Lyssavirus infection(excluding rabies)						
Rift valley fever						
Melioidosis						
Legionellosis	6	2	4	4	23	
Leptospirosis						
Rocky mountain spotted fever						

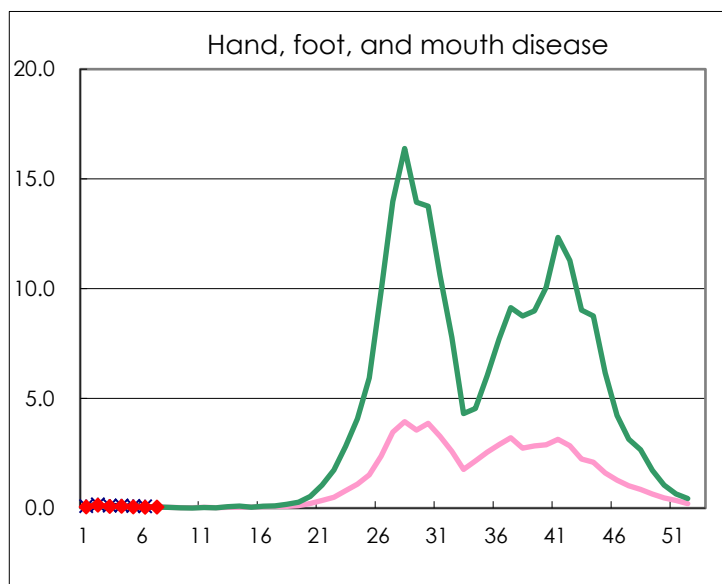
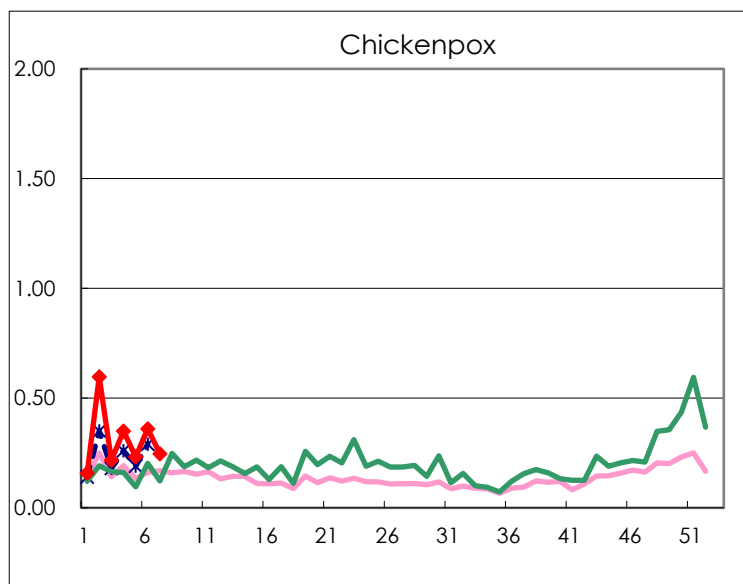
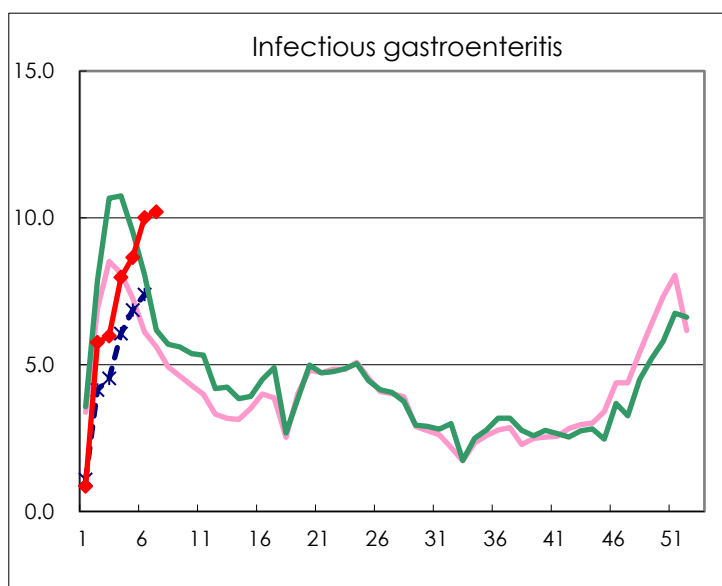
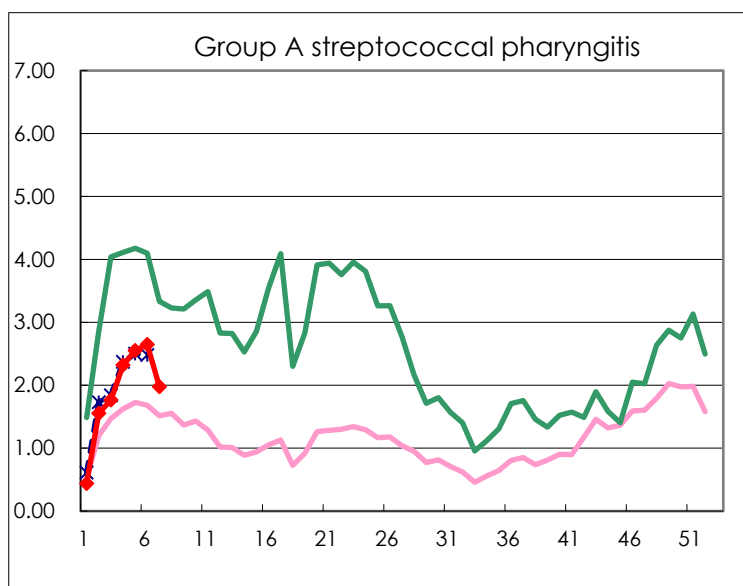
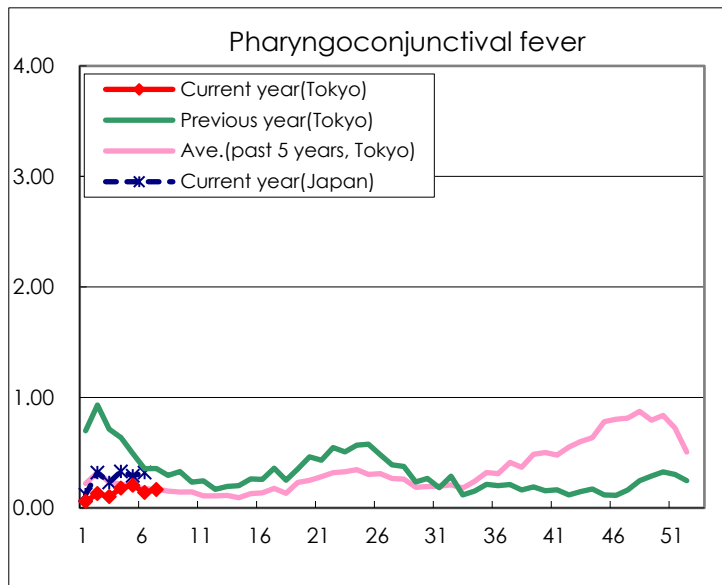
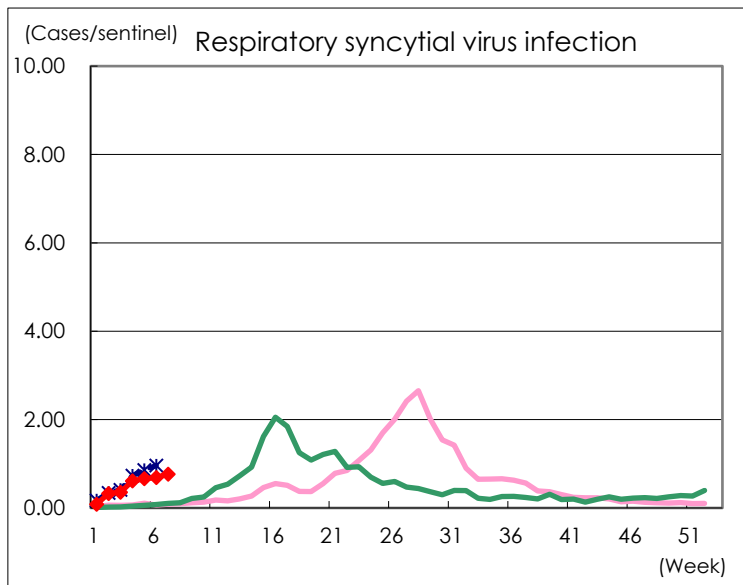
Category	Diseases	Tokyo				
		4th	5th	6th	7th	Cum 2024
V	Amebiasis	4	1	3	2	12
	Viral hepatitis(excluding hepatitis A and E)	2	1	1	1	7
	CRE infection	4	2	2	1	18
	Acute Flaccid Paralysis (excluding Acute poliomyelitis)					
	Acute encephalitis(excluding JE and WNE)	2	2		3	14
	Cryptosporidiosis					1
	Creutzfeldt-Jakob disease					
	Severe invasive streptococcal infections(TSLS)	4	4	1	4	22
	Acquired immunodeficiency syndrome (AIDS)	6	7	3	6	29
	Giardiasis					2
	Invasive <i>Haemophilus influenzae</i> disease	1	2	2		11
	Invasive meningococcal disease			1		2
	Invasive pneumococcal disease	11	12	8	9	91
	Varicella (limited to hospitalized case)	2			2	10
	Congenital rubella syndrome					
	Syphilis	75	75	65	61	418
	Disseminated cryptococcosis	2		1		6
	Tetanus			1		1
	Vancomycin-resistant <i>S. aureus</i> infection					
	Vancomycin-resistant <i>Enterococcus</i> infection			3		3
Pertussis	20	24	19	31	137	
Rubella			1		2	
Measles	1				1	
MDRA infection						

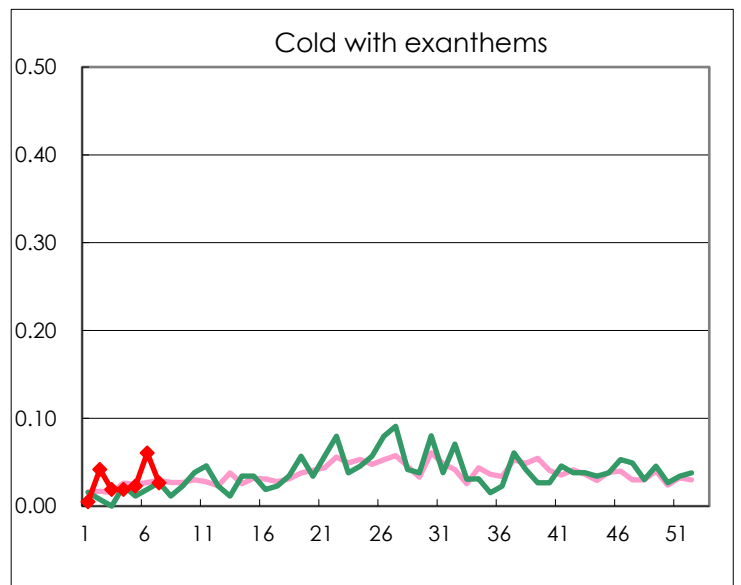
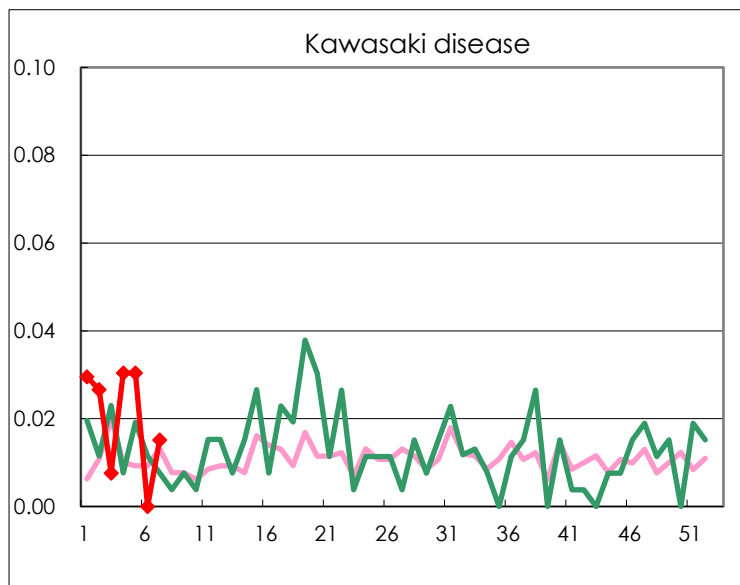
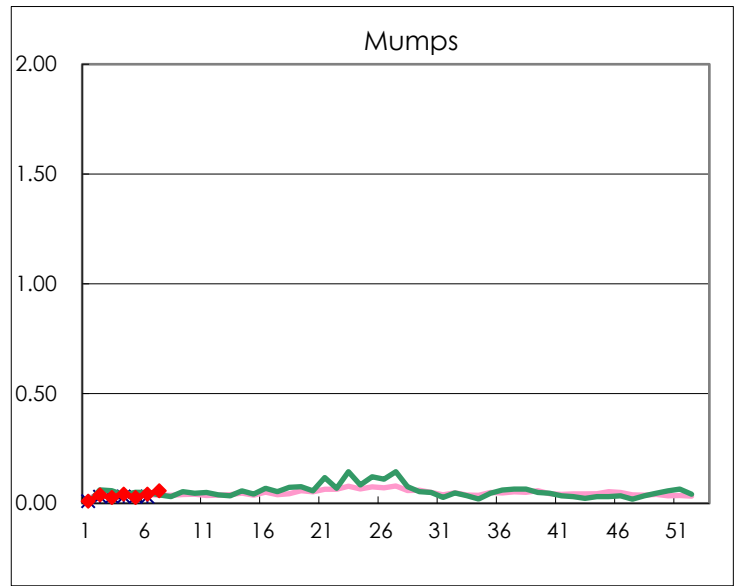
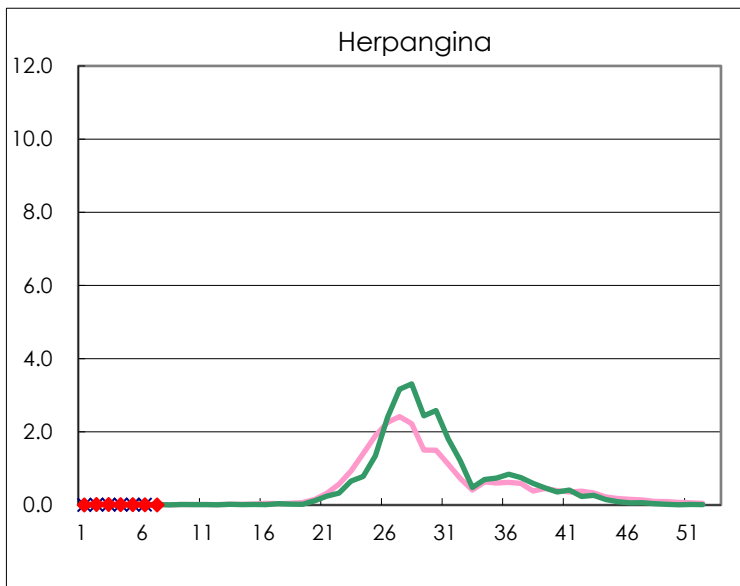
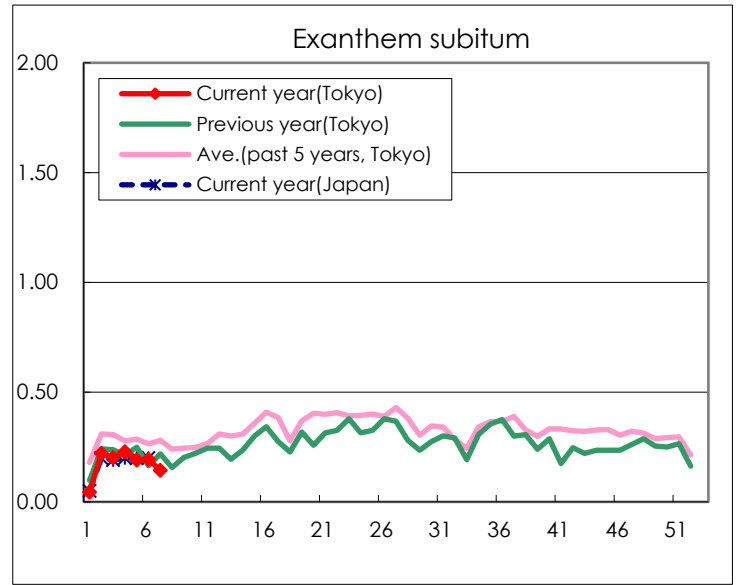
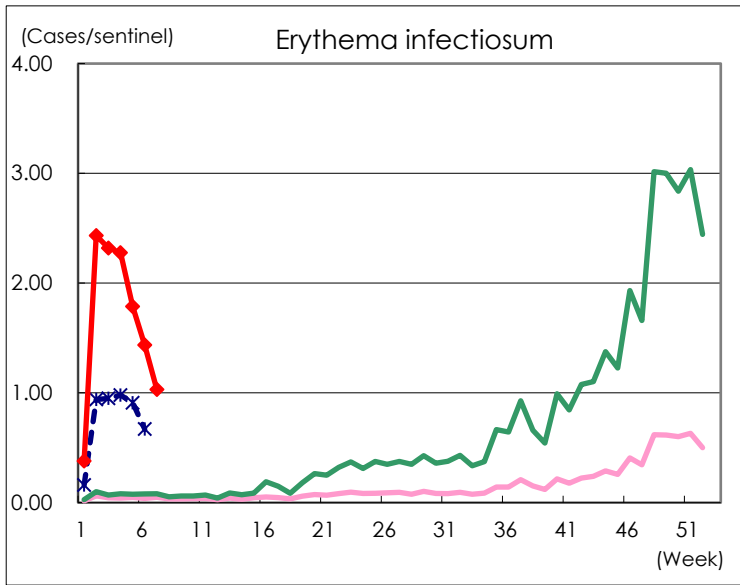
Number of patients with the diseases to be reported  
by the designated clinics and hospitals

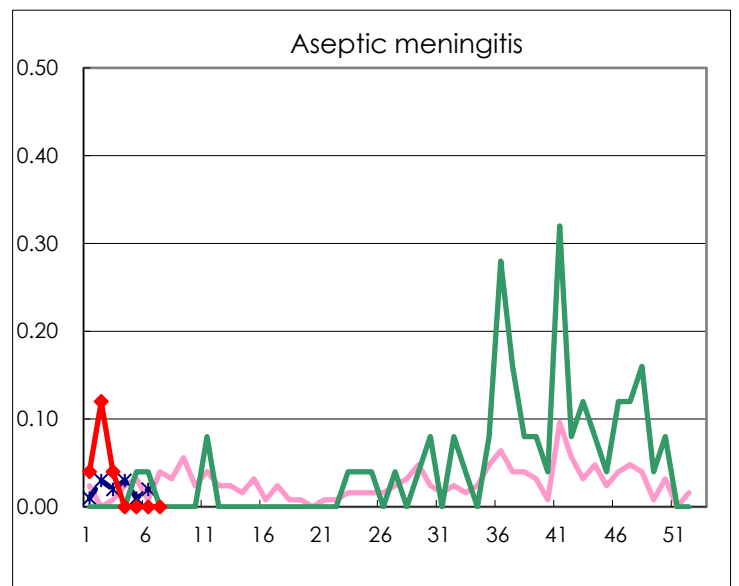
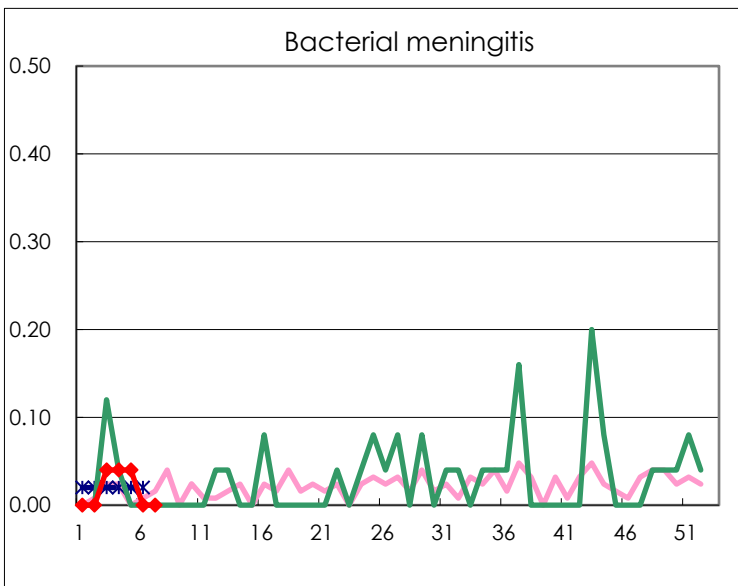
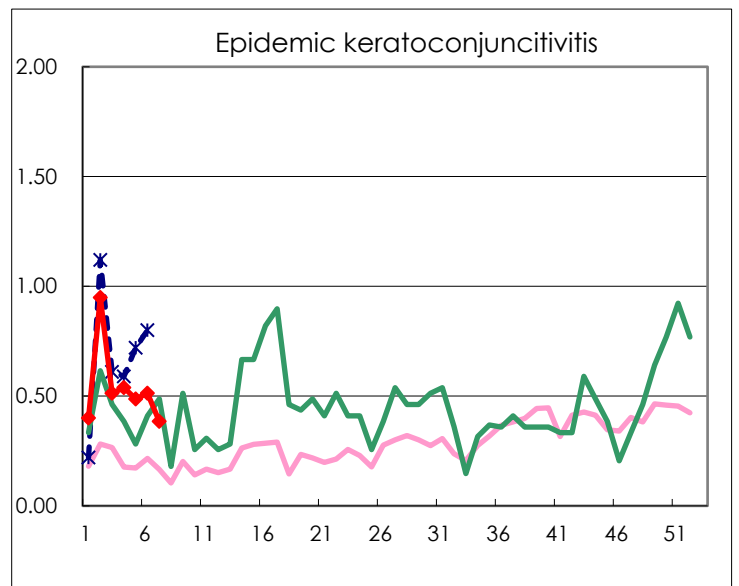
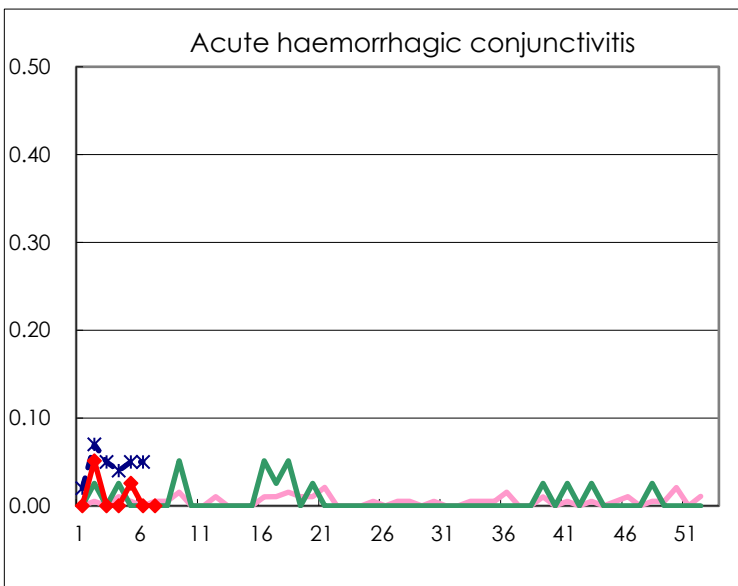
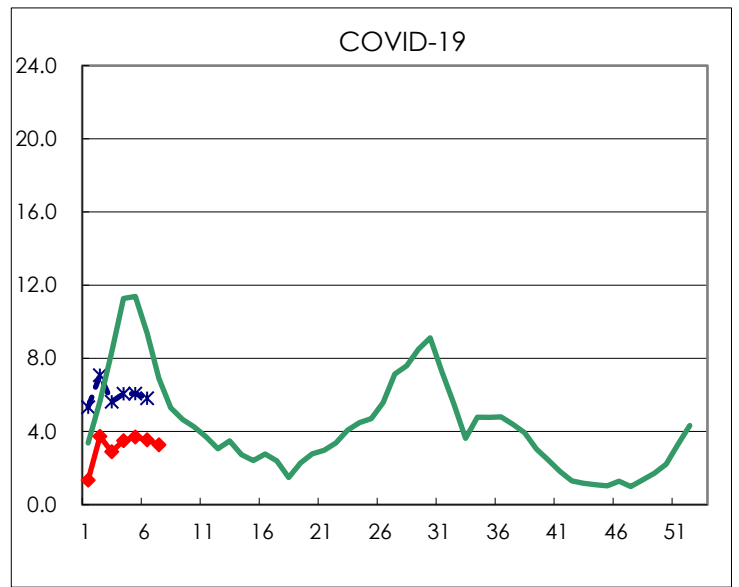
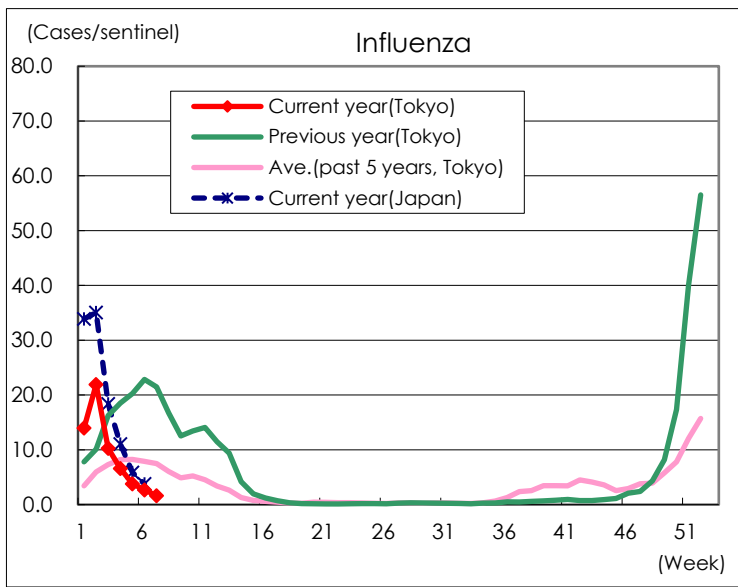
Diseases	Tokyo				
	4th	5th	6th	7th	/sentinel
Respiratory syncytial virus infection	161	174	182	202	0.77
Pharyngoconjunctival fever	47	54	37	44	0.17
Group A streptococcal pharyngitis	610	671	699	522	1.98
Infectious gastroenteritis	2,097	2,276	2,643	2,694	10.20
Chickenpox	92	61	95	65	0.25
Hand, foot, and mouth disease	21	14	11	12	0.05
Erythema infectiosum	599	470	379	272	1.03
Exanthem subitum	60	50	51	38	0.14
Herpangina	2	2	1		
Mumps	11	7	11	15	0.06
Kawasaki disease	8	8		4	0.02
Cold with exanthems	5	6	16	7	0.03
Influenza	2,759	1,586	1,129	685	1.63
COVID-19	1,464	1,548	1,487	1,371	3.27
Acute hemorrhagic conjunctivitis		1			
Epidemic keratoconjunctivitis	21	19	20	15	0.38
Bacterial meningitis	1	1			
Aseptic meningitis					
<i>Mycoplasma pneumoniae</i>	14	11	8	9	0.36
Chlamydial pneumonia (excluding psittacosis)					
Infectious gastroenteritis (only by Rotavirus)		1	2	1	0.04
Influenza-Associated Hospitalizations	39	26	9	14	0.56
COVID-19-Associated Hospitalizations	111	81	62	85	3.40

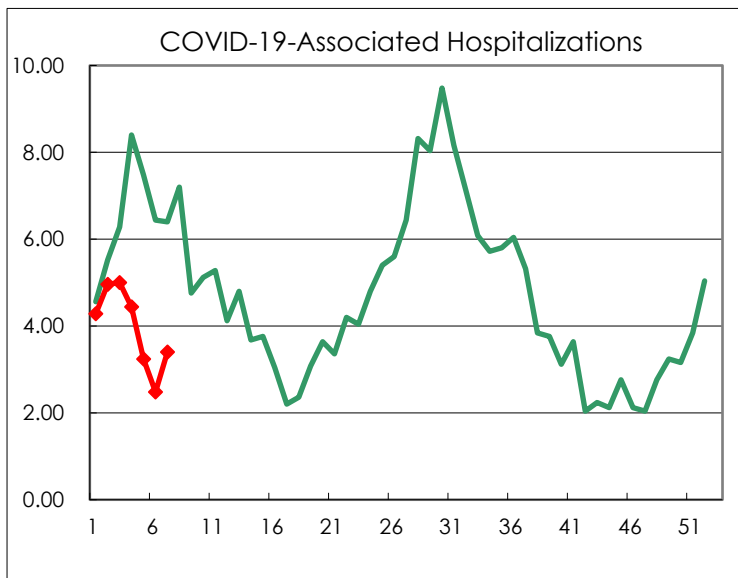
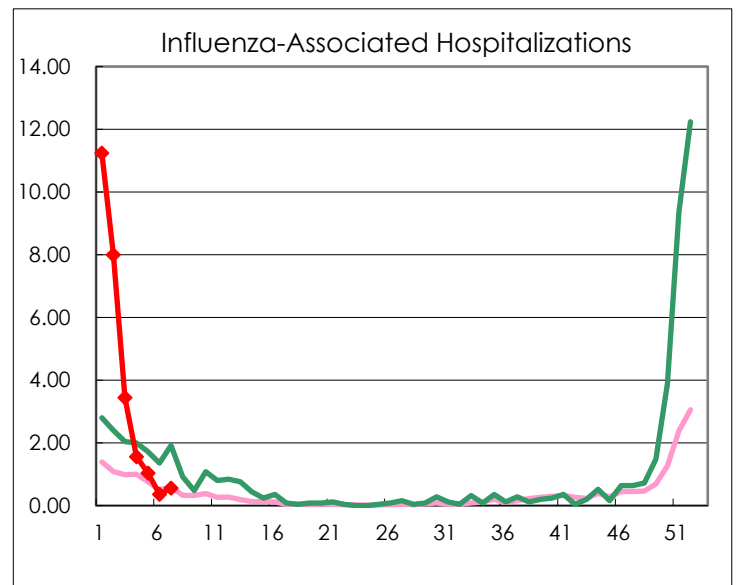
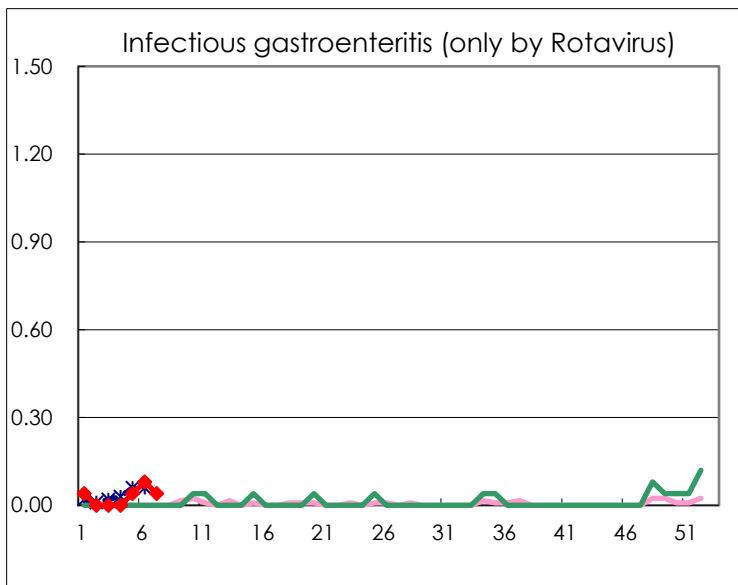
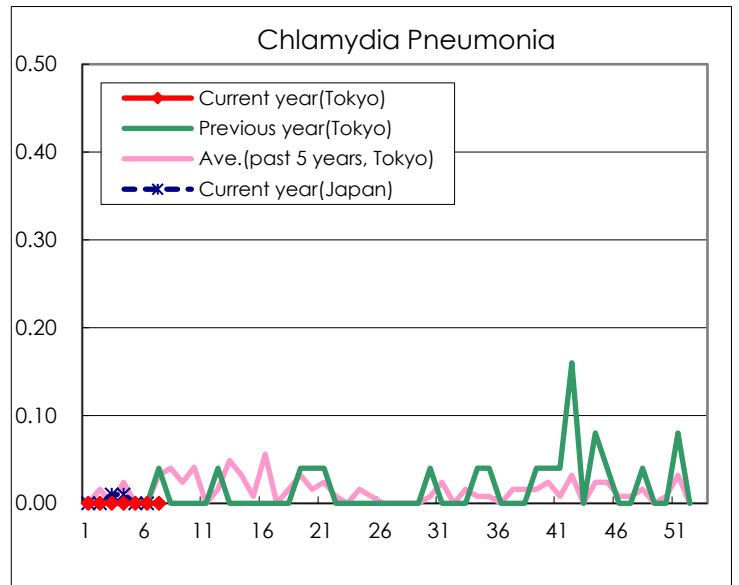
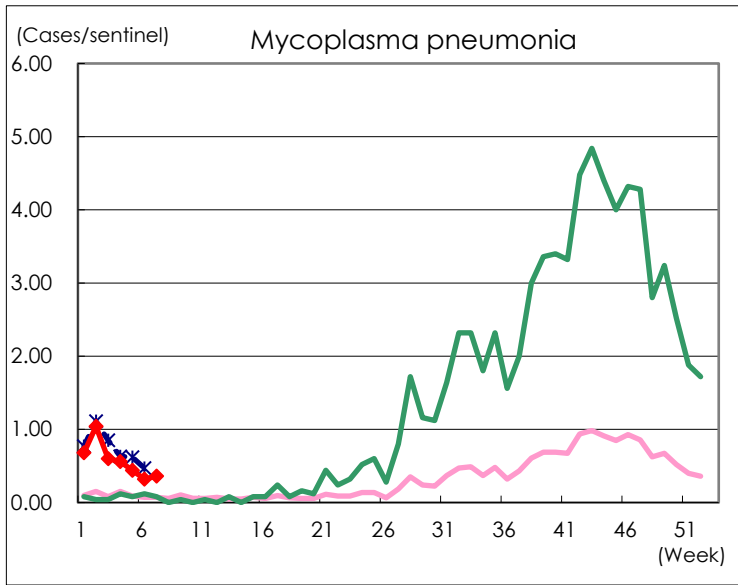
( Blank means 0. )

# Disease Trend Graph (weekly reported cases per sentinel in comparison)









Number of sentinel facilities for weekly reporting		
Types of sentinels	Number of sentinels	Sentinels having reported
Pediatric	264	264
Influenza COVID-19	419	419
Ophthalmic	39	39
Specially-designated	25	25